

Date: 27th July, 2021

To,
BSE Limited

Phiroze Jeejeebhoy Towers,
Dalal Street,
Mumbai – 400 001.

Scrip Code: 532641

To,
National Stock Exchange of India Limited

Exchange Plaza, Plot No. C/1, G – Block,
BKC, Bandra (East),
Mumbai – 400 051.

Scrip Symbol: NDL

Dear Sir,

Sub.: Compliance under Regulation 23(9) of the SEBI (Listing Obligations and Disclosure Requirements) Regulations, 2015

Pursuant to Regulation 23(9) of the SEBI (Listing Obligations and Disclosure Requirements) Regulations, 2015, we enclose herewith the disclosure of Related Party Transactions in the format specified in the relevant Accounting Standards, for the period ended 31st March, 2021.

For Nandan Denim Limited


Company Secretary



Nandan Denim Limited
(CIN:L51909GJ1994PLC022719)

Registered Office

Survey No. 198/1 & 203/2, Saijpur-Gopalpur, Pirana Road, Piplaj, Ahmedabad - 382 405
Ph.: +91 9879200199 Website : www.nandandenim.com Email : nandan@chiripalgroup.com

Corporate Office

Chiripal House, Shivrangani Cross Road, Satellite, Ahmedabad - 380 015
Ph.: 079-26734660/2/3 Fax : 079-26768656

Related Party Disclosures
a. List of Key Management Personnel with whom transactions have occurred during the year
(Amount in Rs.)


Name of Key Management Personnel	Designation	Total Transaction during 2020-21	Total Transaction during 2019-20
Jyotiprasad Chiripal	Managing Director	-	7,200,000
Deepak Chiripal	CEO	8,601,173	9,204,702
P K Sharma	Whole Time Director (Resigned w.e.f 20/08/2020)	185,888	1,788,876
Giraj Mohan Sharma	Independent Director	210,000	200,000
Pratima Ram	Independent Director (Resigned w.e.f 20/08/2020)	50,000	200,000
Falguni Vasavda	Independent Director (Appointed on 04/11/2020)	100,000	Nil
Tara Shankar Bhattacharya	Independent Director	210,000	150,000
Suresh Maheshwari	Whole Time Director (Resigned w.e.f 11/05/2020)	429,081	860,987
Ashok Bothra	CFO	1,507,915	2,353,830
Purvee Roy	Company Secretary	833,815	1,070,994

b. List of Relatives of Key Management Personnel with whom transactions have occurred during the year
(Amount in Rs.)

Name of Relative of Key Management Personnel	Relationship	Total Transaction during 2020-21	Total Transaction during 2019-20
Kiran Sharma	Relative of WTD	119,701	1,016,748
Vaibhav Sharma	Relative of WTD	114,166	951,216
Niramla Maheshwari	Relative of WTD	99,020	198,692
Mrudula Bothra	Relative of CFO	867,043	1,353,450

c. List of entities in which Key Management Personnel have control or significant influence with whom transactions have occurred during the year
(Amount in Rs.)

Name of Entity	Total Transaction during 2020-21	Total Transaction during 2019-20
Chiripal Industries Ltd.	1,441,814,613	2,119,655,390
Nova Textiles Pvt. Ltd	1,743,636,596	4,460,599,098
Vishal Fabrics Ltd.	199,318,418	228,467,159
Shanti Exports Pvt. Ltd.	2,667,192	4,315,370
Chiripal Charitable Trust	-	Nil
Milestone Educom Trust	6,000,000	5,000,000
Vraj Textile Park	2,960,795	4,105,216
Nandan Industries Pvt Ltd	Nil	127,791
Chiripal Polyflim Ltd.	Nil	279,969
CIL Nova Petrochemicals Ltd	4,214,392	6,191,084
Nandan Terry Pvt. Ltd.	322,711,480	134,569,476
Jaiprakash Chiripal	8,684,000	Nil
Chiripal Textile Mills Pvt Ltd	67,908	Nil



d. Outstanding balances due from related parties

(Amount in Rs.)

Name of Related Party	Nature of Asset	As At 31/03/2021	As At 31/03/2020
Nova Textiles Pvt. Ltd	Trade Receivable	416,946,494	450,808,898
Nandan Terry Pvt. Ltd.	Trade Receivable	91,643,580	185,856,183
Chiripal Industries Ltd	Trade Receivable	76,468,170	111,622,270
Vishal Fabrics Ltd.	Trade Receivable	5,347,296	101,990,390
Vraj Integrated Textile Park Ltd	Trade Receivable	153,707	136,760
CIL Nova Petrochemicals Ltd	Trade Receivable	213,751	278,761
Chiripal Textile Mills Pvt Ltd	Trade Receivable	3,412,397	3,644,605

e. Outstanding balance due to related parties

(Amount in Rs.)

Name of Related Party	Nature of Liability	As At 31/03/2021	As At 31/03/2020
Nova Textiles Pvt. Ltd	Trade Payable	13,647	Nil
Chiripal Industries Ltd.	Trade Payable	(476,395,865)	194,587,438
Vishal Fabrics Ltd.	Trade Payable	577,246	(0)
Vraj Integrated Textile Park Ltd	Trade Payable	(10,942,127)	(11,832,453)
Shanti Exports Pvt. Ltd.	Trade Payable	3,580,539	8,309,323
Chiripal Poly Films Ltd.	Trade Payable	50,000	73,862
Nandan Industries Pvt Ltd	Trade Payable	(29,175,542)	(29,175,094)
CIL Nova Petrochemicals Ltd	Trade Payable	(0)	Nil
Nandan Terry Pvt. Ltd.	Trade Payable	0	648,186

f. Compensation to Key Management Personnel


(Amount in Rs.)

Particulars	As At 31/03/2021	As At 31/03/2020
Short-term employee benefits	12,127,872	23,029,389
Post Employment Benefits	419,408	792,058
Other Long-term employee benefits	Nil	Nil
Total	12,547,280	23,821,447

g. Transactions with Related Parties

(Amount in Rs.)


Particulars	2020-21	2019-20
Purchase of Raw Material		
Entities in which KMP have control or significant influence	1,680,071,966	3,779,698,007
Total	1,680,071,966	3,779,698,007
Purchase of Stock In Trade		
Entities in which KMP have control or significant influence	-	42,916,208
Total	-	42,916,208
Rent Rates and Taxes		
Entities in which KMP have control or significant influence	2,667,192	5,488,850
Total	2,667,192	5,488,850
Electricity		
Entities in which KMP have control or significant influence	1,209,447	1,704,917
Total	1,209,447	1,704,917



Repairs and Maintainance and Other Expenses		
Entities in which KMP have control or significant influence	2,946,444	1,801,713
Total	2,946,444	1,801,713
Sale of Goods		
Entities in which KMP have control or significant influence	2,030,362,170	3,114,661,399
Total	2,030,362,170	3,114,661,399
Sale of Services		
Entities in which KMP have control or significant influence	134,176	12,039,459
Total	134,176	12,039,459
Sale of Investment		
Entities in which KMP have control or significant influence	8,684,000	Nil
Total	8,684,000	Nil
Remuneration Paid		
Key Management Personnel	11,557,872	22,479,389
Relatives of Key Management Personnel	1,199,930	3,520,106
Total	12,757,802	25,999,495
Director Sitting Fees		
Key Management Personnel	570,000	550,000
Total	570,000	550,000
Corporate Social Responsibility		
Entities in which KMP have control or significant influence	6,000,000	5,000,000
Total	6,000,000	5,000,000
Dividend Paid		
Entities in which KMP have control or significant influence	Nil	Nil
Key Management Personnel	Nil	Nil
Relatives of Key Management Personnel	Nil	Nil
Total	Nil	Nil

Note: List of transaction, out of the transactions reported in the above table, where the transactions entered in to with single party exceeds 10% of the total related party transactions of similar nature are as under:

Particulars	(Amount in Rs.)	
	2020-21	2019-20
Expenditure:		
Purchase of Raw Material:		
- Chiripal Industries Ltd	821,666,474	1,544,937,905
- Nova Textiles Pvt. Ltd.	729,170,526	2,171,272,175
Purchase of Stock in Trade:		
- Chiripal Industries Ltd	Nil	Nil
- Nova Textiles Pvt. Ltd.	Nil	40,096,208
Rent Rates and Taxes:		
- Chiripal Industries Ltd	-	1,022,000
- Shanti Exports Pvt Ltd	2,667,192	3,041,261
- Vraj Integrated Textile Park Ltd	-	1,425,589
Electricity		
- Nova Textiles Pvt. Ltd.	1,209,447	Nil
- Shanti Exports Pvt Ltd	-	1,274,109
- Vraj Integrated Textile Park Ltd	-	430,808
Repairs and Maintainance and Other Expenses		
- Vraj Integrated Textile Park Ltd	2,946,444	1,801,713



Corporate Social Responsibility		
- Milestone Educom Trust	6,000,000	5,000,000
Income Received:		
Sale of Goods		
- Nova Textiles Pvt Ltd	1,013,256,623	2,249,230,715
- Chiripal Industries Ltd	620,135,392	573,695,485
- Nandan Terry Pvt Ltd	198,183,401	63,856,744
- CIL Nova Petrochemicals Ltd	-	6,191,084
- Vishal Fabrics Ltd.	198,772,403	Nil
Sale of Services		
- Nandan Terry Pvt Ltd	121,429	12,039,459
Sale of Investment		
- Jaiprakash Chiripal	8,684,000	Nil
Remuneration Paid:		
- Jyotiprasad Chiripal	-	7,200,000
- Deepak Chiripal	8,601,173	9,204,702
Dividend Paid		
- Chiripal Industries Ltd	Nil	Nil
- Chiripal Exim LLP	Nil	Nil
- Devkinandan Corporation LLP	Nil	Nil

